

Weekday Schedule

MILWAUKEE WEST
CHICAGO TO ELGIN

Trains arriving/ departing Chicago before 9:00am are not shown	(KL) 2228 Mon-Fri Chicago	(KL) 2230 Mon-Fri Chicago	(KL) 2231 Mon-Fri Big Timber	(KL) 2232 Mon-Fri Chicago	(KL) 2217 Mon-Fri Big Timber	(KL) 2236 Mon-Fri Big Timber	(KL) 2219 Mon-Fri Big Timber	(KL) 2221 Mon-Fri Big Timber	(KL) 2240 Mon-Fri Chicago	(KL) 2223 Mon-Fri Big Timber	(K) 2225 Mon-Fri Big Timber	(KL) 2242 Mon-Fri Chicago	(K) 2227 Mon-Fri Big Timber	(L) 2229 Mon-Fri Franklin Pk	(K) 2233 Mon-Fri National St	(K) 2235 Mon-Fri Big Timber	(K) 2244 Mon-Fri Chicago	(K) 2237 Mon-Fri Big Timber	(L) 2404 Mon-Fri Chicago	(KL) 2239 Mon-Fri Big Timber	(K) 2243 Mon-Fri Big Timber	(KL) 2246 Mon-Fri Chicago	(KL) 2247 Mon-Fri Big Timber	(KL) 2248 Mon-Fri Chicago	(KL) 2249 Mon-Fri Big Timber	(KL) 2251 Mon-Fri Big Timber	(KL) 2252 Mon-Fri Chicago	(KL) 2255 Mon-Fri Big Timber
Chicago Union Station	9:45	10:45	10:30	11:45	12:30	1:45	1:40	2:30	3:49	3:30	4:10	4:49	4:30	4:35	5:10	5:40	5:23	6:01	5:40	6:15	6:49	6:40	7:45	7:40	8:40	9:45	10:40	
Western Ave.	9:32	10:32	10:39	11:32	12:39	1:32	1:49	2:39	3:36	3:39	4:19	4:36	4:39	4:44	5:04	5:18	5:27	5:33	5:48	5:49	6:24	6:39	6:49	7:32	7:49	8:49	9:32	10:49
Grand/Cicero	↑	↑	↓	↑	↓	↑	↓	↓	(3:26)	(3:46)	(4:26)	(4:26)	↓	(4:51)	↓	↓	↑	(5:36)	(5:38)	(5:56)	(6:26)	↓	↓	↓	↓	↓	↓	↓
Hanson Park	↑	↑	↓	↑	↓	↑	↓	↓	(3:24)	(3:49)	(4:24)	(4:26)	↓	(4:54)	↓	↑	↓	(5:36)	(5:38)	(5:59)	(6:24)	↓	↓	↓	↓	↓	↓	↓
Galewood	9:20	10:20	10:48	11:20	12:48	1:20	1:58	2:48	3:22	3:51	4:22	4:57	↓	(4:59)	↓	↑	↓	(5:34)	↓	6:01	6:22	↓	6:59	7:21	7:59	8:59	9:21	10:58
Mars	↑	↑	↓	↑	↓	↑	↓	↓	(3:20)	(3:53)	(4:20)	↓	↓	(4:59)	↑	↓	(5:32)	↓	↓	(6:03)	(6:20)	↓	6:59	7:21	7:59	8:59	9:21	10:58
Mont Clare	9:18	10:18	10:50	11:18	12:50	1:18	2:00	2:50	3:18	3:55	4:18	↓	↓	(5:01)	↑	↓	(5:30)	↓	↓	(6:05)	(6:18)	↓	7:02	7:19	8:02	9:02	9:19	11:00
Elmwood Park	9:16	10:16	10:52	11:16	12:52	1:16	2:02	2:52	3:16	3:57	4:16	↓	↓	(5:03)	↑	↓	(5:28)	↓	↓	(6:07)	(6:16)	↓	7:04	7:17	8:04	9:04	9:17	11:02
River Grove	9:13	10:13	10:55	11:13	12:55	1:13	2:04	2:54	3:13	3:59	4:13	↓	↓	(5:06)	↑	↓	(5:25)	↓	↓	(6:09)	(6:13)	↓	7:07	7:14	8:07	9:07	9:14	11:05
Franklin Park	9:10	10:10	10:59	11:10	12:59	1:10	2:08	2:58	3:10	4:01	4:10	4:34	4:54	5:12	5:10	5:19	5:22	↓	5:46	6:10	6:11	6:39	7:10	7:11	8:11	9:10	9:11	11:09
Mannheim	↑	↑	↓	↑	↓	↑	↓	↓	(3:08)	(4:03)	(4:08)	(4:38)	↓	(5:08)	↓	↓	(5:22)	↓	↓	(6:08)	(6:13)	↓	↑	↓	↓	↓	↓	↓
Bensenville	9:04	10:04	11:04	11:04	1:04	1:04	2:14	3:04	3:04	4:04	4:08	4:39	4:59	↓	5:04	5:24	↓	↓	5:51	6:04	6:16	6:44	7:04	7:17	8:17	9:04	9:17	11:14
Wood Dale	9:00	10:00	11:00	11:08	1:00	1:07	2:18	3:00	3:08	4:00	4:12	4:43	5:00	→	5:03	5:28	↓	↓	5:55	6:00	6:21	6:48	7:00	7:21	8:21	9:00	9:21	11:18
Itasca	8:56	9:56	10:56	11:12	12:56	1:10	2:22	2:56	3:12	3:56	4:17	4:48	4:56	↓	5:08	5:32	↓	↓	5:56	6:03	6:25	6:53	7:05	7:25	8:25	9:05	9:25	11:22
Medinah	8:52	9:52	10:52	11:16	12:52	1:14	2:26	2:52	3:16	3:52	4:21	4:52	4:52	↓	5:12	5:36	↓	↓	5:52	6:03	6:29	6:52	6:57	7:29	8:29	9:05	9:29	11:26
Roselle	8:50	9:50	10:50	11:18	12:50	1:17	2:28	2:50	3:18	3:50	4:24	4:50	4:55	↓	5:15	5:38	↓	5:47	5:50	6:08	6:34	6:50	7:00	7:31	8:31	9:05	9:31	11:28
Schaumburg	8:45	9:45	10:45	11:23	12:45	1:13	2:33	2:45	3:23	3:45	4:29	4:45	5:01	↓	5:21	5:43	→	5:45	5:53	↓	6:39	6:45	7:06	7:37	8:37	9:05	9:37	11:33
Hanover Park	8:41	9:41	10:41	11:27	12:41	1:26	2:37	2:41	3:27	3:41	4:33	4:41	5:05	↓	5:25	5:41	↓	5:47	5:57	↓	6:41	6:43	7:10	7:40	8:40	9:10	9:40	11:37
Bartlett	8:38	9:38	10:38	11:31	12:38	1:29	2:38	2:41	3:31	3:38	4:36	4:38	5:09	↓	5:29	5:38	↓	5:51	6:01	↓	6:38	6:47	7:14	7:44	8:38	9:04	9:44	11:41
National St.	8:30	9:30	10:30	11:40	12:30	1:37	2:30	2:50	3:30	3:40	4:30	4:45	5:18	↓	5:30	5:38	↓	6:00	6:10	↓	6:30	6:56	7:23	7:52	8:30	9:52	11:50	
Elgin	8:28	9:28	10:28	11:45	12:28	1:42	2:28	2:52	3:28	3:42	4:28	4:47	5:20	↓	5:28	5:41	↓	↓	6:12	6:28	6:30	6:58	7:25	7:54	8:28	9:54	11:55	
Big Timber Rd.	8:22	9:22	10:22	11:55	12:22	1:52	2:22	3:02	3:22	3:52	4:22	4:58	5:31	↓	5:22	5:53	↓	↓	6:23	6:22	6:40	7:08	7:35	8:05	9:05	10:05	12:05	

Read from bottom to top for inbound trains; read top to bottom for outbound trains. Outbound trains are also shaded. Trains pass at locations marked with a gray box; continue reading in the next column. Times shown in (parentheses) are flag stops; trains will only stop upon request to a conductor or if passengers are visible on the platform. Check schedules for trains arriving or departing Chicago Union Station before 9:00am. For real-time train arrival information, use the Ventra smartphone app. Schedules are subject to change.

How to Use this Guide

Service pattern	T	T	T	T	T	T
Train number	1000	1002	1001	1004	1003	1005
Train destination	Mon-Fri LaSalle St	Mon-Fri LaSalle St	Mon-Fri Dolton	Mon-Fri LaSalle St	Mon-Fri Balmoral Pk	Mon-Fri Crete
LaSalle St. Station	7:38	11:38	4:30	4:38	4:45	7:00
"Lou" Jones/35th	7:30	11:30	4:30	4:35	↓	7:05
Gresham	(7:24)	(11:24)	(4:24)	(4:41)	↓	(7:11)
115th/Michigan	7:12	11:12	4:12	4:53	↓	7:23
Dolton	6:56	11:05	4:05	5:00	5:05	7:30
Thorntonwood	6:56	10:56	4:56	-	5:14	7:39
Chicago Heights	6:49	10:49	4:49	-	5:21	7:46
Crete	6:34	10:34	4:34	-	5:35	8:03
Balmoral Park	6:30	-	-	-	5:44	-

In this fictional sample schedule, six trains a day operate on the SouthEast Service between LaSalle Street Station and Crete, with additional service to Balmoral Park. Inbound trains are read moving bottom-to-top; outbound trains are read moving top-to-bottom. Outbound trains are also shaded. Trains pass where indicated with a gray box and continue in the next column. Times shown in parentheses are flag stops and will only stop upon request.

Connecting Transit Service

Direct	Nearby	Transfers between Metra lines are included in Round Trip Plus, Day, and Weekend Passes	Fare Zone
Milwaukee North	Union Pacific North	Chicago Union Station	A
North Central Service	Union Pacific Northwest	Western Ave.	A
BNSF Railway	Union Pacific West	Grand/Cicero	B
Heritage Corridor	CTA Blue Line	Hanson Park	B
SouthWest Service	CTA Loop Trains	Galewood	B
		Mars	B
		Mont Clare	B
		Elmwood Park	C
		River Grove	C
		Franklin Park	C
		Mannheim	C
		Bensenville	D
		Wood Dale	D
		Itasca	E
		Medinah	E
		Roselle	E
		Schaumburg	F
		Hanover Park	F
		Bartlett	F
		National St.	H
		Elgin	H
		Big Timber Rd.	H

SERVICE HOURS AND LINKS

	WEEKDAYS	SATURDAY	SUNDAY
Milwaukee North	4:45a-12:25a	5:45a-12:25a	5:45a-12:25a
North Central Service	Peak Only	No Service	No Service
#X49-Western Express	Peak Only	No Service	No Service
#49-Western	24 Hours	24 Hours	24 Hours
#54-Cicero	4:00a-12:45a	4:00a-12:45a	4:00a-12:30a
#65-Grand	4:45a-10:00p	5:00a-10:00p	6:45a-10:00p
#74-Fullerton	4:00a-12:30a	4:00a-12:30a	5:45a-12:45a
#85-Central	4:00a-12:00a	4:15a-12:00a	4:15a-12:00a
#86-Narragansett/Ridgeland	5:30a-9:30p	No Service	No Service
#90-Harlem	4:30a-11:00p	4:45a-9:45p	6:30a-9:00p
Pace #303	5:30a-10:30p	No Service	No Service
Pace #307	5:30a-11:15p	6:15a-11:15p	6:15a-10:15p
Pace #319	5:30a-7:00p†	6:45a-6:30p	No Service
Pace #331	4:30a-10:00p	8:00a-5:45p	No Service
Pace #332	6:30a-7:00p	No Service	No Service
Pace #550	5:30a-7:15p	No Service	No Service
Pace #554	5:30a-6:00p	6:45a-4:15p	No Service
Pace #602	Suspended	No Service	No Service
Pace #603	5:45a-7:45p	7:00a-6:45p	No Service
Pace #608	Suspended	No Service	No Service
Pace #616	Suspended	No Service	No Service
Pace #801	5:15a-6:00p	8:00a-4:00p	No Service
Pace Elgin Local Routes	6:00a-8:15p	7:15a-6:15p	No Service

* - Bus operates but no weekend train service at connecting station.
** - Bus operates but does not serve connecting station.
† - Some peak trips also serve Bensenville.

Schedules are accurate as of July 12, 2021 but are subject to change. For complete fare information and up-to-date schedules, visit metrarail.com or use the Ventra app. The Yard Social Club is not affiliated with Metra. These are not official timetables.



THE YARD SOCIAL CLUB
TRAVEL GUIDE



TO TRAINS

COMMUTER RAIL SERVICE
Milwaukee West
UNION STATION
to
ELGIN
via
WESTERN AVE.
HANSON PARK
MARS
ELMWOOD PARK
FRANKLIN PARK
BENSENVILLE
ITASCA
ROSELLE
HANOVER PARK
and
GRAND/CICERO
GALEWOOD
MONT CLARE
RIVER GROVE
MANNHEIM
WOOD DALE
SCHAUMBURG
BARTLETT
NATIONAL ST.
with continuing weekday service to
BIG TIMBER RD.
<http://www.yard-social.com>

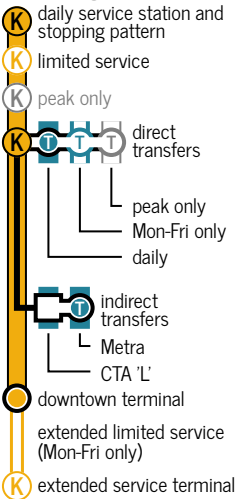


THE YARD SOCIAL CLUB Milwaukee West Travel Guide

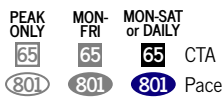
July 2021 Edition

These are not official timetables. Schedules are subject to change. For the most up-to-date train arrival information, use the Ventra smartphone app. See other side for additional information.

Map Legend



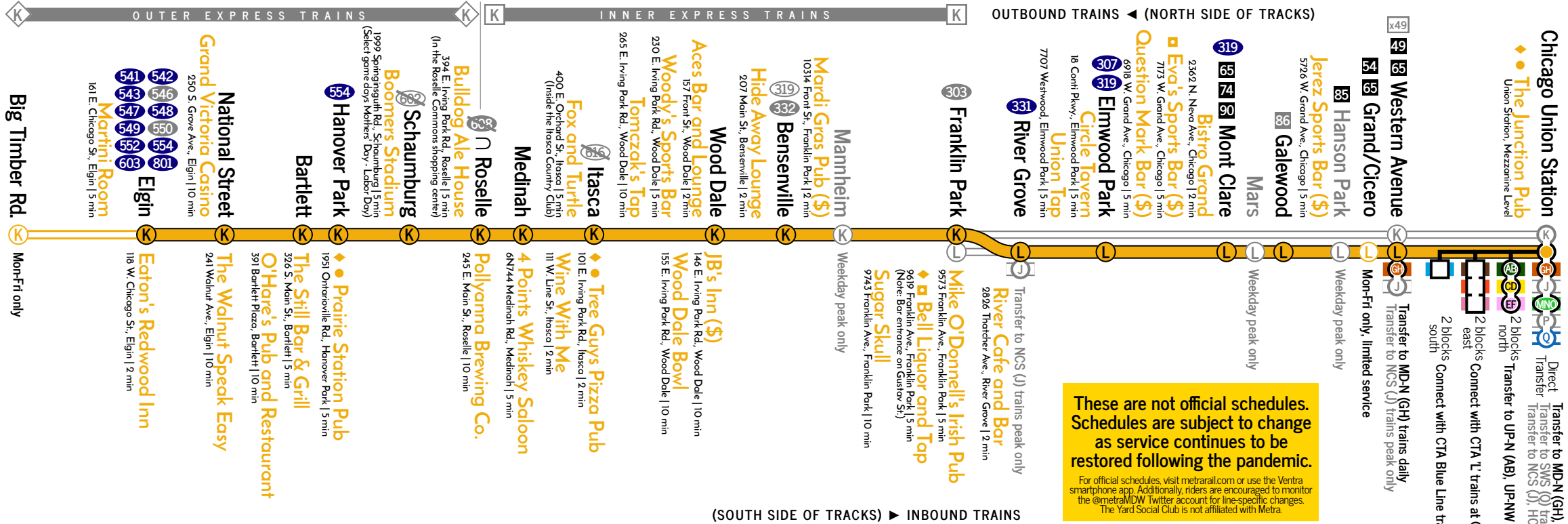
Bus Connections



Amenities

- Pedestrian under/overpass
Yard Social favorite
Cash only establishment
To-go drinks available
Slushie (Liquor store/Bar)

10 min Walking distance from station



These are not official schedules. Schedules are subject to change as service continues to be restored following the pandemic. For official schedules, visit metra.rail.com or use the Ventra smartphone app.

Fare Information

Fares for all trains are available on the Ventra smartphone app, where riders can purchase all fare products using a debit/credit card or stored transit value on a linked Ventra card.

Downtown terminals and select suburban stations also have ticket agents, where one-way, 10-ride, and Day Passes can be purchased using either cash or debit/credit cards. Round Trip Plus and Weekend Passes are sold exclusively on the Ventra app.

Onboard trains, one-way and Day Pass tickets can be purchased from conductors using cash only. A surcharge may apply for tickets purchased from a conductor when boarding from a station with an on-duty ticket agent or ticket vending machine.

Table with 3 columns: Zones (1-10), One Way, Round Trip+, and Weekday/Weekend Pass prices.

Weekend Schedule

00:00 - Sat/Sun/holidays
00:00 - Saturdays only

Fare Zone

Table with 2 columns: Station (A-H) and Departure times for various fare zones.

Main weekend schedule table with columns for stations (A-H) and fare zones (KL) showing departure times.

Bolded times indicate p.m.

Please Drink Responsibly DO NOT DRINK AND DRIVE No service to Grand/Cicero, Hanson Park, Mars, Mannheim, or Big Timber Road on weekends. Read from bottom to top for inbound trains; read top to bottom for outbound trains. Outbound trains are also shaded. Trains pass at locations marked with a gray box; continue reading in the next column. For real-time train arrival information, use the Ventra smartphone app. Schedules are subject to change. See other side for more information.

Planning a train crawl? We can help! Find more train crawl resources including guides for other lines, interactive maps, Crawl Concierge services and more at Yard-Social.com.

